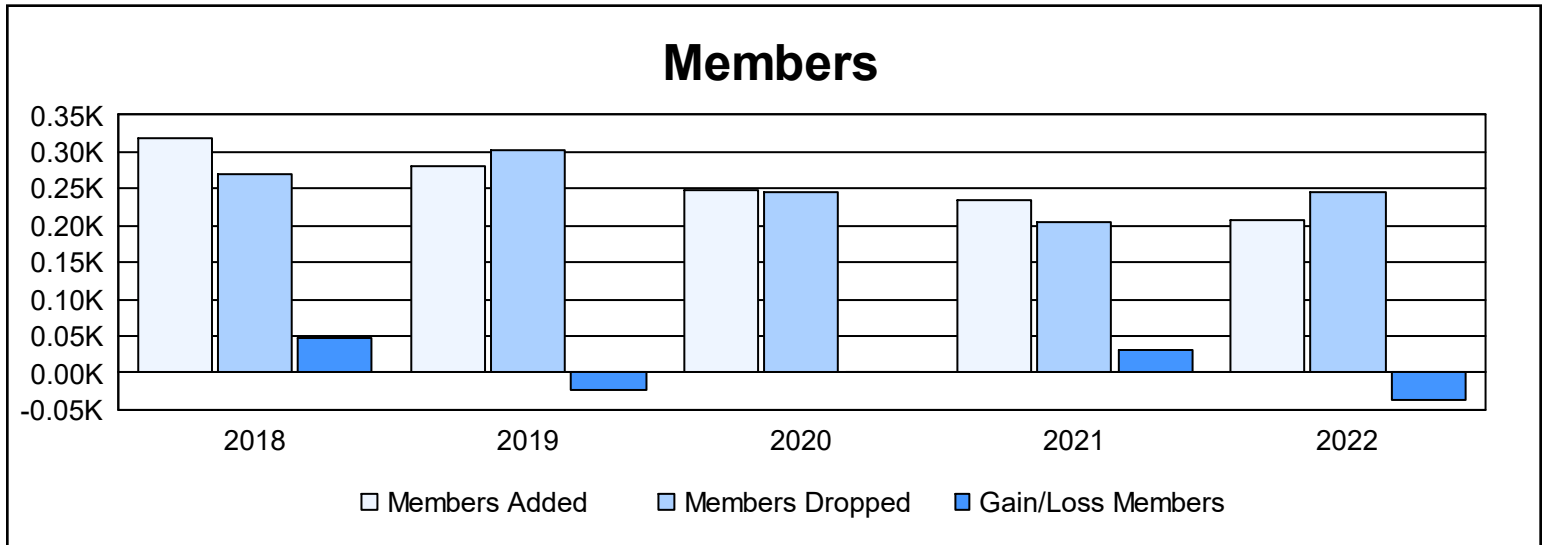
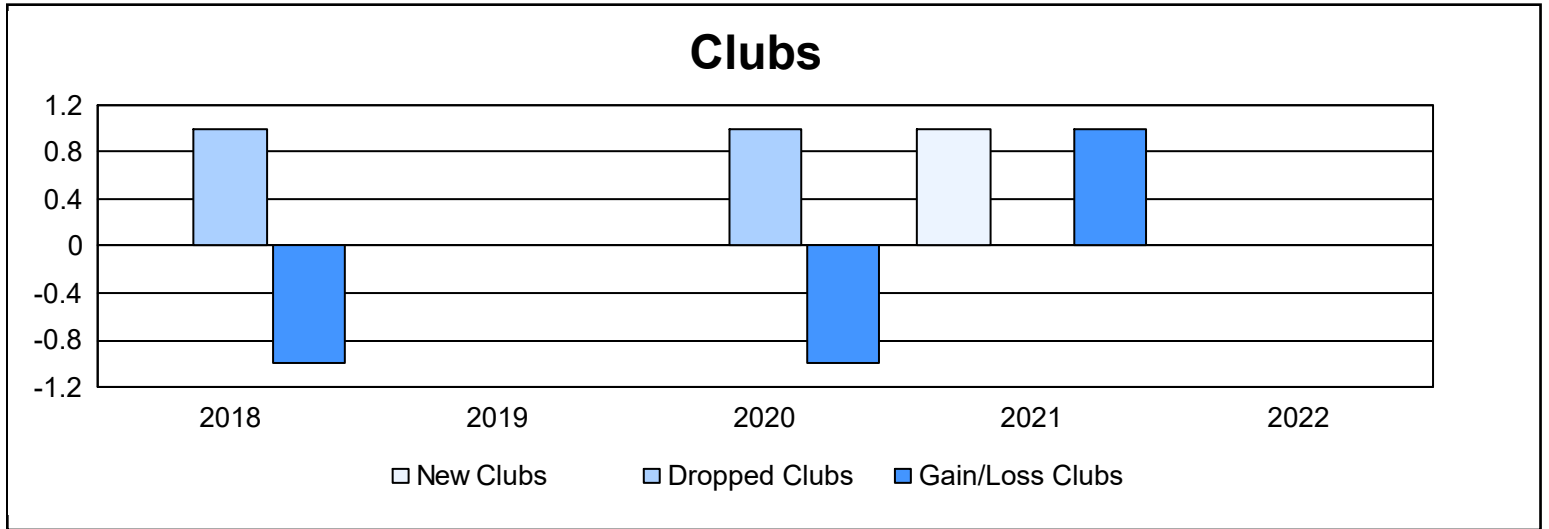
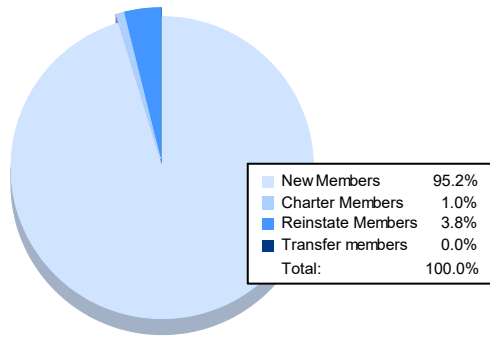


Year	New Clubs	Dropped Clubs	Gain/ Loss Clubs	New Members	Charter Members	Reinstate Members	Transfer Members	Total Member Added	Total Members Dropped	Gain/ Loss Members
2017-2018	0	1	-1	309	0	9	0	318	271	47
2018-2019	0	0	0	272	3	3	2	280	302	-22
2019-2020	0	1	-1	233	3	10	1	247	245	2
2020-2021	1	0	1	193	36	6	0	235	205	30
2021-2022	0	0	0	198	2	8	0	208	246	-38
<b>Average</b>	<b>0</b>	<b>0</b>	<b>0</b>	<b>241</b>	<b>9</b>	<b>7</b>	<b>1</b>	<b>258</b>	<b>254</b>	<b>4</b>



### Membership Composition June 2022 Cumulative



### Gender Composition June 2022 Cumulative

